

CREDIT OPINION

16 April 2025



Send Your Feedback

Contacts

Brad Spielman +1.415.274.1719
VP-Sr Credit Officer
brad.spielman@moody.com

Daniel Steingart, CFA +1.415.203.7714
Associate Managing Director
daniel.steingart@moody.com

CLIENT SERVICES

Americas 1-212-553-1653
Asia Pacific 852-3551-3077
Japan 81-3-5408-4100
EMEA 44-20-7772-5454

CommonSpirit Health

Update to credit analysis

Summary

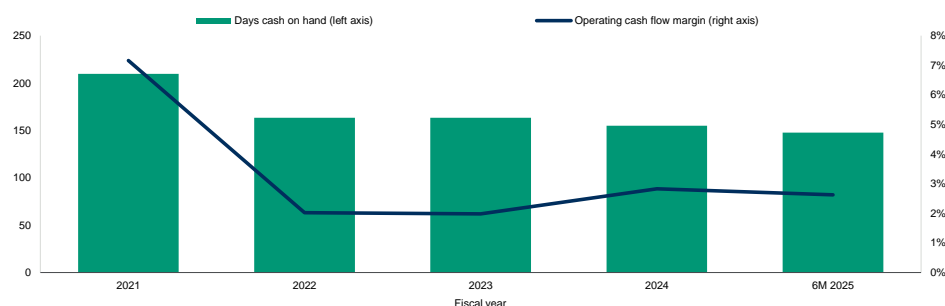
[CommonSpirit Health's](#) (A3 stable) credit profile benefits from its exceptional size, good diversification across 24 states, and favorable market position in most markets, with high acuity service offerings and diverse care delivery options. The health system has achieved many of the operational and organizational integration goals it established upon formation, and has prioritized realization of what it considers to be the full integration potential of the organization. Currently, operations continue to underperform, with normalized operating cashflow (OCF) margin measuring below management's target for fiscal 2025. Nevertheless, various one time items and an additional roughly \$1 billion in debt have helped buoy liquidity balances as the organization works towards achieving more sustainable levels of cashflow in fiscal 2026. CommonSpirit remains highly leveraged relative to A3 peers, while liquidity is generally consistent with A3 medians.

The VMIG2 and P-2 short-term ratings on debt that is backed by CommonSpirit's own liquidity reflect adequate coverage with daily liquidity, the continuation of good treasury management practices, and CommonSpirit's long-term credit profile.

[Yavapai Regional Medical Center](#) (YRMC, A3 stable), a two hospital system located in Prescott, Arizona, is wholly owned by CommonSpirit, however it is not part of CommonSpirit's obligated group, and its bonds are separately secured by the gross receivables of YRMC. YRMC benefits from a very strong market position as the only acute care provider in its service area, good liquidity, good and improving operating performance, and the operational and strategic benefits it receives as a member of CommonSpirit.

Exhibit 1

Days cash will likely remain stable while margins are expected to improve



Based on financial statements for CommonSpirit Health for fiscal years ended June 30; see "Key Indicators" for a description of assumptions and adjustments

Source: Moody's Ratings

Credit strengths

- » Good cash flow diversification and economies of scale derived from its very large size and significant presence in 24 states
- » Good competitive position supported by strong brands, high concentration of assets in specific regions, and good market share in most markets
- » Liquidity compares favorably to large, similarly rated peers
- » Major beneficiary of California's provider fee equal to approximately \$600 million per year on a normalized basis
- » Manageable debt structure with 84% of debt issued as long term committed capital; history of active and capable debt and treasury management

Credit challenges

- » Operating headwinds continue resulting in sustained underperformance, with normalized OCF margin measuring 2.6% through six months 2025
- » Certain markets remain particularly impacted including the South (inclusive of Texas) and the Pacific Northwest
- » Significant competition in most regions
- » Debt measures are significantly weaker than most similarly sized organizations
- » Somewhat elevated capital spending expected over next five years

Rating outlook

The stable outlook reflects our expectation that CommonSpirit's OCF margin will improve in fiscal 2026, making greater progress toward reaching a longer term run rate of 5%-6%, while liquidity and debt measures will not weaken below current levels.

Factors that could lead to an upgrade

- » Sustained improvement of OCF margins to above 8%
- » Strengthening of cash to debt and debt to operating revenue to levels consistent with the A2 rating
- » Maintenance of liquidity above 200 days
- » Short term ratings: Improvement in overall credit quality of CommonSpirit; improved coverage levels

Factors that could lead to a downgrade

- » Inability to improve OCF margins to above 4%
- » Days cash on hand or cash to debt sustained below 150 days or 80%, respectively
- » Sizable acquisition that is dilutive
- » Short term ratings: Decline in overall credit quality of CommonSpirit; decline in coverage levels

This publication does not announce a credit rating action. For any credit ratings referenced in this publication, please see the issuer/deal page on <https://ratings.moody's.com> for the most updated credit rating action information and rating history.

Key indicators

Exhibit 2

CommonSpirit Health

	2021	2022	2023	2024	6M 2025
Operating Revenue (\$'000)	32,655,000	34,230,000	34,626,000	36,989,000	38,310,000
3 Year Operating Revenue CAGR (%)	29.8	17.2	5.3	4.7	N/A
Operating Cash Flow Margin (%)	7.2	2.0	2.0	2.8	2.6
PM: Medicare (%)	45.0	44.6	45.8	46.0	N/A
PM: Medicaid (%)	21.0	21.2	21.3	20.2	N/A
Days Cash on Hand	210	163	163	155	148
Unrestricted Cash and Investments to Total Debt (%)	117	101	86	85	80
Total Debt to Cash Flow (x)	4.6	10.2	11.9	9.7	10.6

Based on financial statements for CommonSpirit Health for fiscal years ended June 30; 6M 2025 is annualized; swap cashflow expense added to interest expense; imputed pension expense added to operating expense; investment returns normalized at 5%; certain charges related to assets sales excluded from operating income, including a \$598 million gain in 2021, a \$190 million gain in 2022, and a \$23 million loss in 2023; Medicare Advance Funds and deferred payroll tax excluded from all calculations; California State provider fee normalized in 2022, 2023, and 2024; \$234 million 340B settlement excluded in 2024; \$379 million FEMA payment excluded in 6M 2025

Source: Moody's Ratings

Profile

CommonSpirit Health is the product of the 2019 merger of Dignity Health and Catholic Health Initiatives, the latter of which changed its corporate name to CommonSpirit Health. CommonSpirit has operations in 24 states, and is headquartered in Chicago, IL. Its largest markets include California, Colorado, Arizona, the Pacific Northwest and Texas.

Detailed credit considerations

Market position

CommonSpirit will continue to benefit from its large size and good diversification, with significant operations in 24 states. The organization has a regional orientation, and is focused on being a leader in each of its markets, while developing a broad array of service offerings and delivery platforms in order to be competitive across the full spectrum of care delivery. Regional markets will continue to produce varied performance, with some (such as Colorado) delivering very strong results, and with others routinely operating with slimmer margins or currently underperforming with the potential to improve.

Favorably, management has shown a willingness to divest from markets when appropriate and we expect it to continue to pursue accretive opportunities. Recent transactions include exiting from San Francisco, selling a hospital in North Dakota, the termination of its joint venture in Colorado (which allowed the system to gain full control of its assets there), and the acquisition of five hospitals and over 40 clinics in adjacent Utah. Management will continue to consider both acquisitions and divestitures, which should enhance overall organizational performance. Growth, however, is not a stand alone goal, with current investments targeted within the existing footprint, and with strategy focused on improving current performance.

Operating performance, and liquidity

The pace of operating improvement may remain modest, with the risk that OCF margins in fiscal 2026 remain below 4-5%. Normalized OCF margin through six months of fiscal 2025 (excluding a \$379 million FEMA grant) was 2.6%, below the 2.8% achieved in fiscal 2024 (normalized) and below management targets. Nevertheless, management remains committed to reaching an OCF margin of 4% within the next year and to make further progress towards achieving a run rate of 5%-6% thereafter. Strategies include revenue cycle improvements, increased reimbursement through better leveraging the national footprint, supply cost reductions through better GPO execution, ongoing productivity gains, and market specific strategies targeted at Arkansas, Texas, Utah, and the Pacific Northwest. Failure to demonstrate meaningful improvement could result in credit pressure.

Liquidity

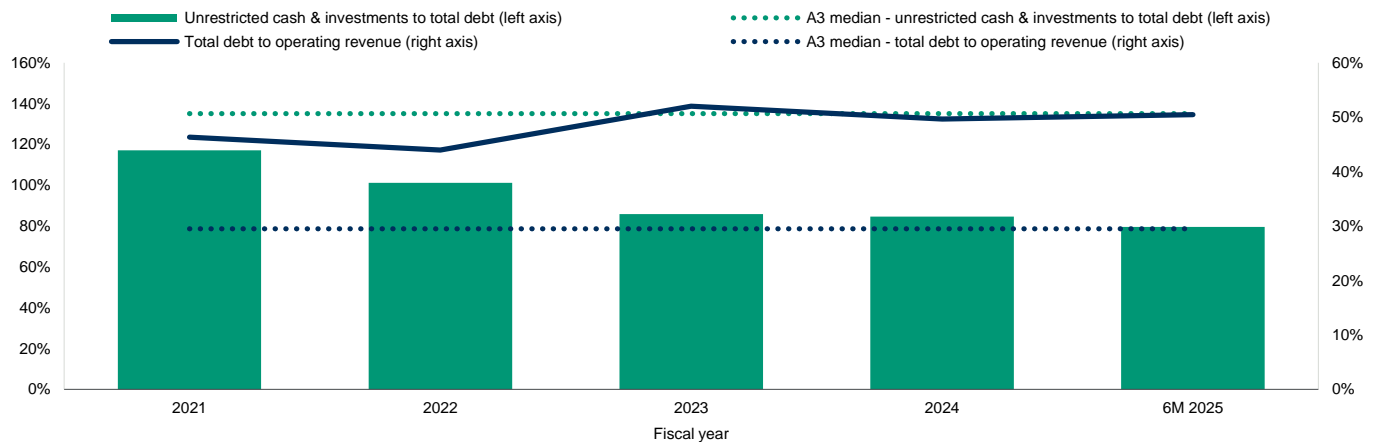
Management expects days cash to remain around 150 to 160 days, which compares favorably with other large organizations in the A3 category, and is an important offset to CommonSpirit's high debt load. Somewhat elevated levels of capital spending, targeted to

equal between 1.3 and 1.5 times depreciation over the next five years, could weaken liquidity depending on the success of operating improvements. Most major projects are concentrated in growth markets, including California, Arizona, Colorado and Texas, and have the goal of growing utilization and cash flow.

Investments are somewhat less liquid and more diverse than many peer organizations, with 31% currently invested in cash and fixed income, 37% in equities, and 32% in alternatives. 54% of investments is available within 30 days, with 16% locked up for more than a year.

Exhibit 3

Debt measure will likely remain modest relative to medians



Based on financial statements for CommonSpirit Health for fiscal years ended June 30; see "Key Indicators" for a description of assumptions and adjustments

Source: Moody's Ratings

Debt

CommonSpirit's high debt load will continue to be a credit challenge. Debt measures remain below the medians for the rating category and are weaker than similarly sized peers. As of December 31, 2024, cash to debt measured 80%, debt to revenue was 50%, and debt to cashflow was unfavorably high at 10.6 times. Favorably, debt structure risks are modest with 84% of debt issued as long term committed capital, mostly taxable and tax-exempt fixed rate bonds. Other debt instruments include self liquidity-backed VRDNs and commercial paper, put bonds, direct purchases, floating rate notes, and auction rate securities.

Legal Security

CommonSpirit's bonds are secured by a gross revenue pledge and are a joint and several obligation of the obligated group (OG). The OG represents the vast majority of revenues and net assets. YRMC's debt is separately secured, backed by YRMC's gross receivables pledge. CommonSpirit is not obligated on YRMC's debt and YRMC is not part of CommonSpirit's OG. YRMC's debt can not undergo a note substitution if it were to result in a lower rating.

Exhibit 4

CommonSpirit's most restrictive financial covenants

Governing document	Covenant	Remedy	Measurement
MTI	<1.0x rate covenant	EOD	Annual
Bank agreement	<75 days cash on hand	EOD	Annual
	>65% debt to capitalization	EOD	Annual
	Minimum rating: Baa3	EOD	Annual

Source: Moody's Ratings

Debt-Related Derivatives

CommonSpirit has a swap portfolio with total notional of \$2.2 billion consisting of approximately \$450 million total return swaps, with most of the rest fixed payer swaps. Some of the swaps have collateral posting requirements, and the total return swaps have possible termination payments. CommonSpirit is currently posting \$27 million in collateral. The current mark to market of the entire portfolio is -\$102 million. Moody's reclassifies regular swap cashflow payments as interest expense, which in the current interest rate environment reduces CommonSpirit's debt service costs.

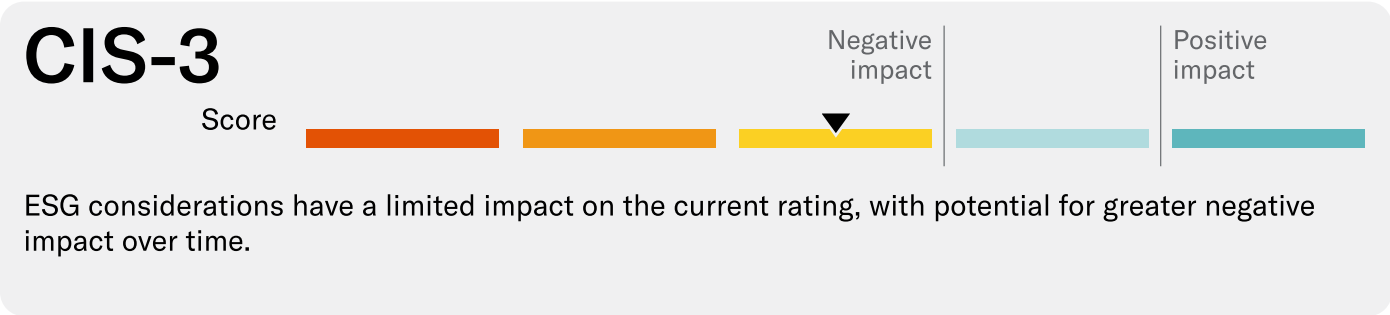
Pension and Operating Leases

The organization's unfunded pension liability was \$1.4 billion at FYE 2024 and its operating lease liability was \$1.4 billion. This adds to CommonSpirit's already high debt load.

ESG considerations

CommonSpirit Health's ESG credit impact score is CIS-3

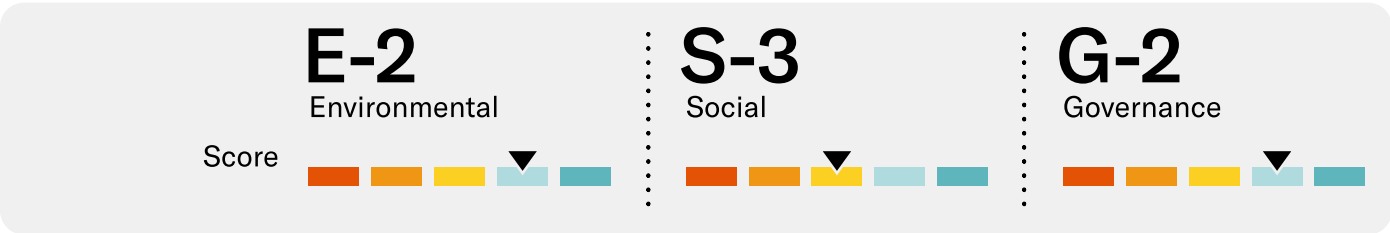
Exhibit 5
ESG credit impact score



Source: Moody's Ratings

CommonSpirit's **CIS-3** reflects that ESG considerations have a limited impact on the current credit rating with potential for greater negative impact over time. CommonSpirit's ESG risks are concentrated in the social category reflecting risks related to demographic and societal trends as well as human capital, which is typical for the not-for-profit healthcare sector. Mitigants include the system's scale and diversification, history of strong management, and good financial resources.

Exhibit 6
ESG issuer profile scores



Source: Moody's Ratings

Environmental

CommonSpirit's **E-2** reflects the absence of significant environmental risks and the organization's geographic diversity across many states.

Social

CommonSpirit's **S-3** acknowledges risks inherent to the healthcare sector such as human capital and social and demographic issues related to reimbursement pressure from government payors. Exposure to government payors and policy and regulatory issues is average for the sector in the aggregate, though certain markets have greater exposure to governmental payers or have less favorable

state-based Medicaid reimbursement, which can exacerbate this risk. Other challenges inherent to the sector include: the labor shortage and increased labor costs; healthcare regulation; ongoing demographic shifts; and high exposure to cyber security risks. These risks are balanced against the organization's favorable customer relations which we assess to have low risk due to CommonSpirit's strong market position and large size, which enables it to leverage economies of scale to address certain challenges. Additionally, CommonSpirit's diversification across multiple markets reduces reliance on any single market or customer segment, which dilutes specific market risk. Other mitigants to these social risks include a history of stable and capable senior management, material financial resources, and good community relations stemming from the organization's mission orientation.

Governance

CommonSpirit's **G-2** reflects governance characteristics that are in line with the sector. CommonSpirit is a Colorado, nonprofit corporation with a self-perpetuating board of directors. The board may have between 9 and 22 members, and members serve for 3-year terms. The board is diverse and consists of prominent national and international leaders. Senior management has deep industry experience and many on the team have been with the organization for many years. Succession planning has been thoughtful and smoothly conducted. The organization has planning and disclosure protocols that are consistent with industry best practices. All governance sub factors are assessed as neutral.

ESG Issuer Profile Scores and Credit Impact Scores for the rated entity/transaction are available on Moodys.com. In order to view the latest scores, please click [here](#) to go to the landing page for the entity/transaction on MDC and view the ESG Scores section.

© 2025 Moody's Corporation, Moody's Investors Service, Inc., Moody's Analytics, Inc. and/or their licensors and affiliates (collectively, "MOODY'S"). All rights reserved.

CREDIT RATINGS ISSUED BY MOODY'S CREDIT RATINGS AFFILIATES ARE THEIR CURRENT OPINIONS OF THE RELATIVE FUTURE CREDIT RISK OF ENTITIES, CREDIT COMMITMENTS, OR DEBT OR DEBT-LIKE SECURITIES, AND MATERIALS, PRODUCTS, SERVICES AND INFORMATION PUBLISHED OR OTHERWISE MADE AVAILABLE BY MOODY'S (COLLECTIVELY, "MATERIALS") MAY INCLUDE SUCH CURRENT OPINIONS. MOODY'S DEFINES CREDIT RISK AS THE RISK THAT AN ENTITY MAY NOT MEET ITS CONTRACTUAL FINANCIAL OBLIGATIONS AS THEY COME DUE AND ANY ESTIMATED FINANCIAL LOSS IN THE EVENT OF DEFAULT OR IMPAIRMENT. SEE APPLICABLE MOODY'S RATING SYMBOLS AND DEFINITIONS PUBLICATION FOR INFORMATION ON THE TYPES OF CONTRACTUAL FINANCIAL OBLIGATIONS ADDRESSED BY MOODY'S CREDIT RATINGS. CREDIT RATINGS DO NOT ADDRESS ANY OTHER RISK, INCLUDING BUT NOT LIMITED TO: LIQUIDITY RISK, MARKET VALUE RISK, OR PRICE VOLATILITY. CREDIT RATINGS, NON-CREDIT ASSESSMENTS ("ASSESSMENTS"), AND OTHER OPINIONS INCLUDED IN MOODY'S MATERIALS ARE NOT STATEMENTS OF CURRENT OR HISTORICAL FACT. MOODY'S MATERIALS MAY ALSO INCLUDE QUANTITATIVE MODEL-BASED ESTIMATES OF CREDIT RISK AND RELATED OPINIONS OR COMMENTARY PUBLISHED BY MOODY'S ANALYTICS, INC. AND/OR ITS AFFILIATES. MOODY'S CREDIT RATINGS, ASSESSMENTS, OTHER OPINIONS AND MATERIALS DO NOT CONSTITUTE OR PROVIDE INVESTMENT OR FINANCIAL ADVICE, AND MOODY'S CREDIT RATINGS, ASSESSMENTS, OTHER OPINIONS AND MATERIALS ARE NOT AND DO NOT PROVIDE RECOMMENDATIONS TO PURCHASE, SELL, OR HOLD PARTICULAR SECURITIES. MOODY'S CREDIT RATINGS, ASSESSMENTS, OTHER OPINIONS AND MATERIALS DO NOT COMMENT ON THE SUITABILITY OF AN INVESTMENT FOR ANY PARTICULAR INVESTOR. MOODY'S ISSUES ITS CREDIT RATINGS, ASSESSMENTS AND OTHER OPINIONS AND PUBLISHES OR OTHERWISE MAKES AVAILABLE ITS MATERIALS WITH THE EXPECTATION AND UNDERSTANDING THAT EACH INVESTOR WILL, WITH DUE CARE, MAKE ITS OWN STUDY AND EVALUATION OF EACH SECURITY THAT IS UNDER CONSIDERATION FOR PURCHASE, HOLDING, OR SALE.

MOODY'S CREDIT RATINGS, ASSESSMENTS, OTHER OPINIONS, AND MATERIALS ARE NOT INTENDED FOR USE BY RETAIL INVESTORS AND IT WOULD BE RECKLESS AND INAPPROPRIATE FOR RETAIL INVESTORS TO USE MOODY'S CREDIT RATINGS, ASSESSMENTS, OTHER OPINIONS OR MATERIALS WHEN MAKING AN INVESTMENT DECISION. IF IN DOUBT YOU SHOULD CONTACT YOUR FINANCIAL OR OTHER PROFESSIONAL ADVISER.

ALL INFORMATION CONTAINED HEREIN IS PROTECTED BY LAW, INCLUDING BUT NOT LIMITED TO, COPYRIGHT LAW, AND NONE OF SUCH INFORMATION MAY BE COPIED OR OTHERWISE REPRODUCED, REPACKAGED, FURTHER TRANSMITTED, TRANSFERRED, DISSEMINATED, REDISTRIBUTED OR RESOLD, OR STORED FOR SUBSEQUENT USE FOR ANY SUCH PURPOSE, IN WHOLE OR IN PART, IN ANY FORM OR MANNER OR BY ANY MEANS WHATSOEVER, BY ANY PERSON WITHOUT MOODY'S PRIOR WRITTEN CONSENT. FOR CLARITY, NO INFORMATION CONTAINED HEREIN MAY BE USED TO DEVELOP, IMPROVE, TRAIN OR RETRAIN ANY SOFTWARE PROGRAM OR DATABASE, INCLUDING, BUT NOT LIMITED TO, FOR ANY ARTIFICIAL INTELLIGENCE, MACHINE LEARNING OR NATURAL LANGUAGE PROCESSING SOFTWARE, ALGORITHM, METHODOLOGY AND/OR MODEL.

MOODY'S CREDIT RATINGS, ASSESSMENTS, OTHER OPINIONS AND MATERIALS ARE NOT INTENDED FOR USE BY ANY PERSON AS A BENCHMARK AS THAT TERM IS DEFINED FOR REGULATORY PURPOSES AND MUST NOT BE USED IN ANY WAY THAT COULD RESULT IN THEM BEING CONSIDERED A BENCHMARK.

All information contained herein is obtained by MOODY'S from sources believed by it to be accurate and reliable. Because of the possibility of human or mechanical error as well as other factors, however, all information contained herein is provided "AS IS" without warranty of any kind. MOODY'S adopts all necessary measures so that the information it uses in assigning a credit rating is of sufficient quality and from sources MOODY'S considers to be reliable including, when appropriate, independent third-party sources. However, MOODY'S is not an auditor and cannot in every instance independently verify or validate information received in the credit rating process or in preparing its Materials.

To the extent permitted by law, MOODY'S and its directors, officers, employees, agents, representatives, licensors and suppliers disclaim liability to any person or entity for any indirect, special, consequential, or incidental losses or damages whatsoever arising from or in connection with the information contained herein or the use of or inability to use any such information, even if MOODY'S or any of its directors, officers, employees, agents, representatives, licensors or suppliers is advised in advance of the possibility of such losses or damages, including but not limited to: (a) any loss of present or prospective profits or (b) any loss or damage arising where the relevant financial instrument is not the subject of a particular credit rating assigned by MOODY'S.

To the extent permitted by law, MOODY'S and its directors, officers, employees, agents, representatives, licensors and suppliers disclaim liability for any direct or compensatory losses or damages caused to any person or entity, including but not limited to by any negligence (but excluding fraud, willful misconduct or any other type of liability that, for the avoidance of doubt, by law cannot be excluded) on the part of, or any contingency within or beyond the control of, MOODY'S or any of its directors, officers, employees, agents, representatives, licensors or suppliers, arising from or in connection with the information contained herein or the use of or inability to use any such information.

NO WARRANTY, EXPRESS OR IMPLIED, AS TO THE ACCURACY, TIMELINESS, COMPLETENESS, MERCHANTABILITY OR FITNESS FOR ANY PARTICULAR PURPOSE OF ANY CREDIT RATING, ASSESSMENT, OTHER OPINION OR INFORMATION IS GIVEN OR MADE BY MOODY'S IN ANY FORM OR MANNER WHATSOEVER.

Moody's Investors Service, Inc., a wholly-owned credit rating agency subsidiary of Moody's Corporation ("MCO"), hereby discloses that most issuers of debt securities (including corporate and municipal bonds, debentures, notes and commercial paper) and preferred stock rated by Moody's Investors Service, Inc. have, prior to assignment of any credit rating, agreed to pay Moody's Investors Service, Inc. for credit ratings opinions and services rendered by it. MCO and all MCO entities that issue ratings under the "Moody's Ratings" brand name ("Moody's Ratings"), also maintain policies and procedures to address the independence of Moody's Ratings' credit ratings and credit rating processes. Information regarding certain affiliations that may exist between directors of MCO and rated entities, and between entities who hold credit ratings from Moody's Investors Service, Inc. and have also publicly reported to the SEC an ownership interest in MCO of more than 5%, is posted annually at ir.moody.com under the heading "Investor Relations — Corporate Governance — Charter and Governance Documents - Director and Shareholder Affiliation Policy."

Moody's SF Japan K.K., Moody's Local AR Agente de Calificación de Riesgo S.A., Moody's Local BR Agência de Classificação de Risco LTDA, Moody's Local MX S.A. de C.V., I.C.V., Moody's Local PE Clasificadora de Riesgo S.A., and Moody's Local PA Clasificadora de Riesgo S.A. (collectively, the "Moody's Non-NRSRO CRAs") are all indirectly wholly-owned credit rating agency subsidiaries of MCO. None of the Moody's Non-NRSRO CRAs is a Nationally Recognized Statistical Rating Organization.

Additional terms for Australia only: Any publication into Australia of this document is pursuant to the Australian Financial Services License of MOODY'S affiliate, Moody's Investors Service Pty Limited ABN 61 003 399 657 AFSL 336969 and/or Moody's Analytics Australia Pty Ltd ABN 94 105 136 972 AFSL 383569 (as applicable). This document is intended to be provided only to "wholesale clients" within the meaning of section 761G of the Corporations Act 2001. By continuing to access this document from within Australia, you represent to MOODY'S that you are, or are accessing the document as a representative of, a "wholesale client" and that neither you nor the entity you represent will directly or indirectly disseminate this document or its contents to "retail clients" within the meaning of section 761G of the Corporations Act 2001. MOODY'S credit rating is an opinion as to the creditworthiness of a debt obligation of the issuer, not on the equity securities of the issuer or any form of security that is available to retail investors.

Additional terms for India only: Moody's credit ratings, Assessments, other opinions and Materials are not intended to be and shall not be relied upon or used by any users located in India in relation to securities listed or proposed to be listed on Indian stock exchanges.

Additional terms with respect to Second Party Opinions and Net Zero Assessments (as defined in Moody's Ratings Rating Symbols and Definitions): Please note that neither a Second Party Opinion ("SPO") nor a Net Zero Assessment ("NZA") is a "credit rating". The issuance of SPOs and NZAs is not a regulated activity in many jurisdictions, including Singapore. JAPAN: In Japan, development and provision of SPOs and NZAs fall under the category of "Ancillary Businesses", not "Credit Rating Business", and are not subject to the regulations applicable to "Credit Rating Business" under the Financial Instruments and Exchange Act of Japan and its relevant regulation. PRC: Any SPO: (1) does not constitute a PRC Green Bond Assessment as defined under any relevant PRC laws or regulations; (2) cannot be included in any registration statement, offering circular, prospectus or any other documents submitted to the PRC regulatory authorities or otherwise used to satisfy any PRC regulatory disclosure requirement; and (3) cannot be used within the PRC for any regulatory purpose or for any other purpose which is not permitted under relevant PRC laws or regulations. For the purposes of this disclaimer, "PRC" refers to the mainland of the People's Republic of China, excluding Hong Kong, Macau and Taiwan.

REPORT NUMBER 1445271

CLIENT SERVICES

Americas	1-212-553-1653
Asia Pacific	852-3551-3077
Japan	81-3-5408-4100
EMEA	44-20-7772-5454